

User Manual

X5Pro

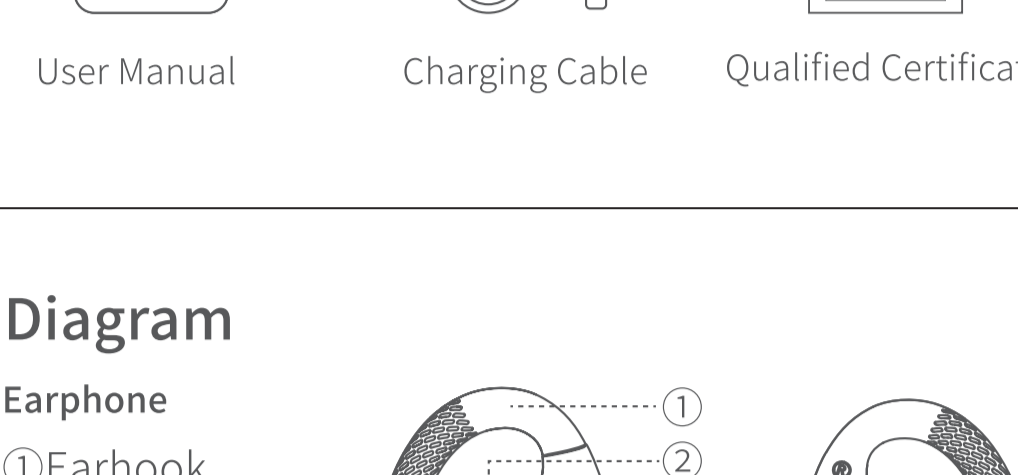
Dalton®

Open-ear sports Bluetooth headphones

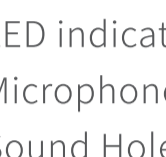
We appreciate your purchasing for the Langsdom X5Pro Open-Back Sports Bluetooth Headphones. the following instructions will guide you to use it easily.

Wearing

Put the earphone in your ear canal, rotate and adjust to the best angle, be sure to wear comfortably and secure fit.



Accessories



User Manual



Charging Cable

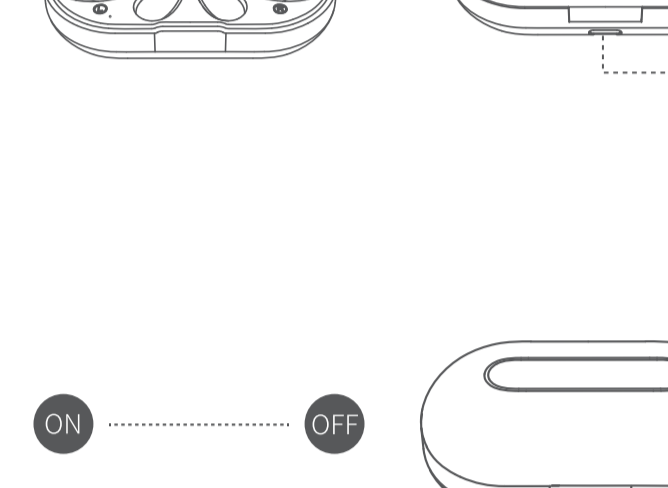


Qualified Certificate

Diagram

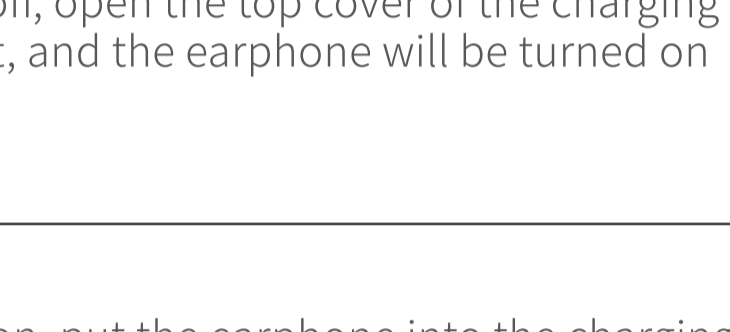
Earphone

- ① Earhook
- ② Vent hole
- ③ Touch area
- ④ LED indicator
- ⑤ Microphone
- ⑥ Sound Hole

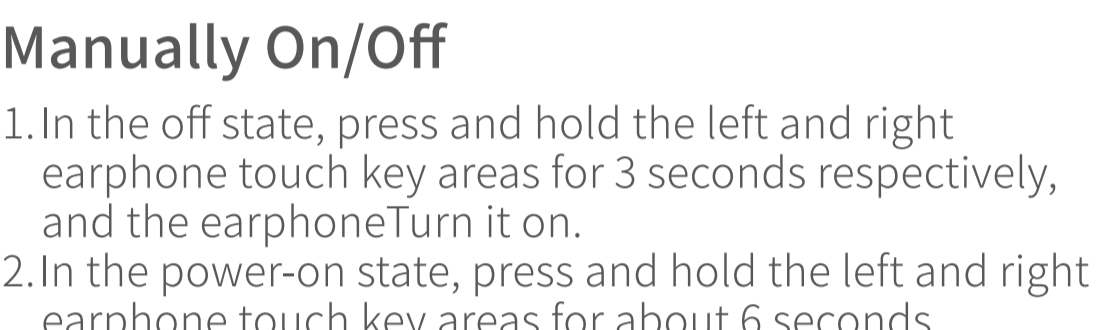


Charging box

- ⑦ LED digital display
- ⑧ Charging port



Auto On/ Off



1. When it is turned off, open the top cover of the charging box and take it out, and the earphone will be turned on automatically.

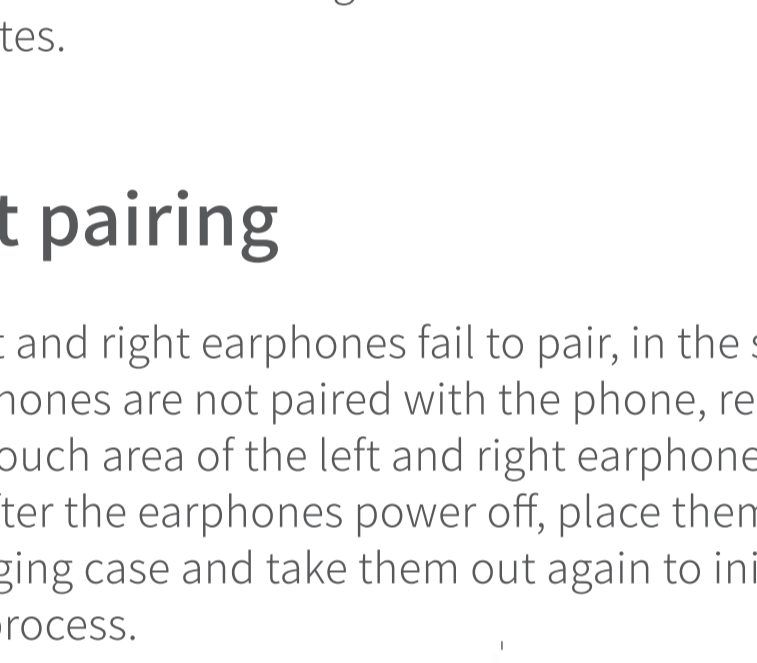
2. When it is power-on, put the earphone into the charging box, and the earphone will automatically turn off.

Manually On/Off

1. In the off state, press and hold the left and right earphone touch key areas for 3 seconds respectively, and the earphone will turn on.
2. In the power-on state, press and hold the left and right earphone touch key areas for about 6 seconds, respectively, and turn off the earphone.

Pairing

When earphone and phone is within effective distance, open the charging box and take earphone out, the left and right earphone will power on and connect automatically. Turn on phone's Bluetooth function and enter the search pairing state, select "X5Pro" device in the Bluetooth list of smart devices to connect.



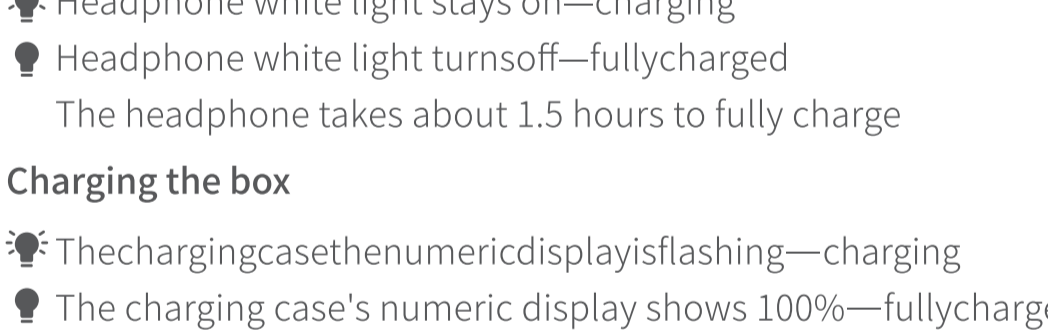
Auto pairing

1. After powering on, the earphone will automatically search for the one to reconnect and pair itself with the last connected device within 3 minutes, otherwise it will power off automatically.
2. When the earphone is disconnected with the device beyond the effective distance, it will automatically reconnect after returning to the effective distance within 1 minutes.

Reset pairing

If the left and right earphones fail to pair, in the state where the earphones are not paired with the phone, respectively tap the touch area of the left and right earphones four times. After the earphones power off, place them back into the charging case and take them out again to initiate the pairing process.

Touch Control



Music Mode

- Play/Pause(L/R) x2
- Previous song(L) x3
- Next song(R) x3
- Voice Assistant (Siri)(L/R) x4

Call Mode

- Answer/Hang up(L/R) x2
- Long press 2s(L/R): Reject

Charging

Charging the earphone

- Headphone white light stays on—charging
 - Headphone white light turn off—fully charged
- The headphone takes about 1.5 hours to fully charge

Charging the box

- The charging case's numeric display is flashing—charging
 - The charging case's numeric display shows 100%—fully charged
- The charging box is fully charged about 2 hours

Warning

1. Do not listen for a long time at a high volume level, preventing injury to hearing.
2. For traffic safety, do not use the earphone while driving or cycling.
3. The earphone only can be charged with 5V charger, using a fast charger that more than 5V or charger with 5V more than 1.5A will cause overheat or fire.
4. Do not expose the earphone to high temperature or expose it to sunlight for a long time.
5. The storage temperature of the earphone is 10°C to 30°C.
6. The operating ambient temperature for earphone is -20 °C to 60 °C.
7. Please fully charge the earphone after a long-term placement, and ensure to charge every 3 months.

※ It is recommended that new earphone be fully charged before use.

Service

1. Please contact us if any problems, we will provide you professional service.
2. Warranty is only covered for the first year after purchase. Free repair service if the failure is caused by product quality.
3. Please provide the product warranty card and the corresponding order number so that we can better solve the problem for you.

Product Parameters

EN

Model: X5Pro
BT Version: V5.4
Charging Voltage: DC5V
Battery Capacity: 70mAh*2/700mAh
BT Frequency Range: 2.402-2.480GHz
Audio Frequency: 20Hz-20kHz
Drivers Size: Φ16.2mm
Impedance: 20Ω±15%
Transmission Range: 10m
Sensitivity: 115dB±3dB
Total Play Time: About 10 hours
Earphone's Charging Time: About 1.5 hours

IT

Modello: X5Pro
Versione BT: V5.4
Tensione di ricarica: DC5V
Capacità della batteria: 70mAh*2/700mAh
Intervallo di frequenza BT: 2,402-2,480 GHz
Frequenza audio: 20 Hz-20 kHz
Dimensione degli altoparlanti: Φ16,2 mm
Impedenza: 20Ω±15%
Raggio di trasmissione: 10 m
Sensibilità: 115 dB±3 dB
Tempo di riproduzione: Circa 10 ore
Tempo di ricarica delle cuffie: Circa 1,5 ore

ES

Modelo: X5Pro
Versión de BT: V5.4
Voltaje de carga: DC5V
Capacidad de la batería: 70mAh*2/700mAh
Rango de frecuencia de BT: 2.402-2.480 GHz
Frecuencia de audio: 20 Hz-20 kHz
Tamaño de los controladores: Φ16,2 mm
Impedancia: 20Ω±15%
Rango de transmisión: 10 m
Sensibilidad: 115 dB±3 dB
Tiempo de reproducción: Aprox. 10 horas
Tiempo de carga de los auriculares: Aprox. 1,5 horas

JP

モデル: X5Pro
BTバージョン: V5.4
充電電圧: DC5V
バッテリー容量: 70mAh*2/700mAh
BT周波数範囲: 2.402-2.480GHz
オーディオ周波数: 20Hz-20kHz
ドライバーサイズ: Φ16.2mm
インピーダンス: 20Ω±15%
送信範囲: 10m
感度: 115dB±3dB
再生時間: 約10時間
イヤホンの充電時間: 約1.5時間